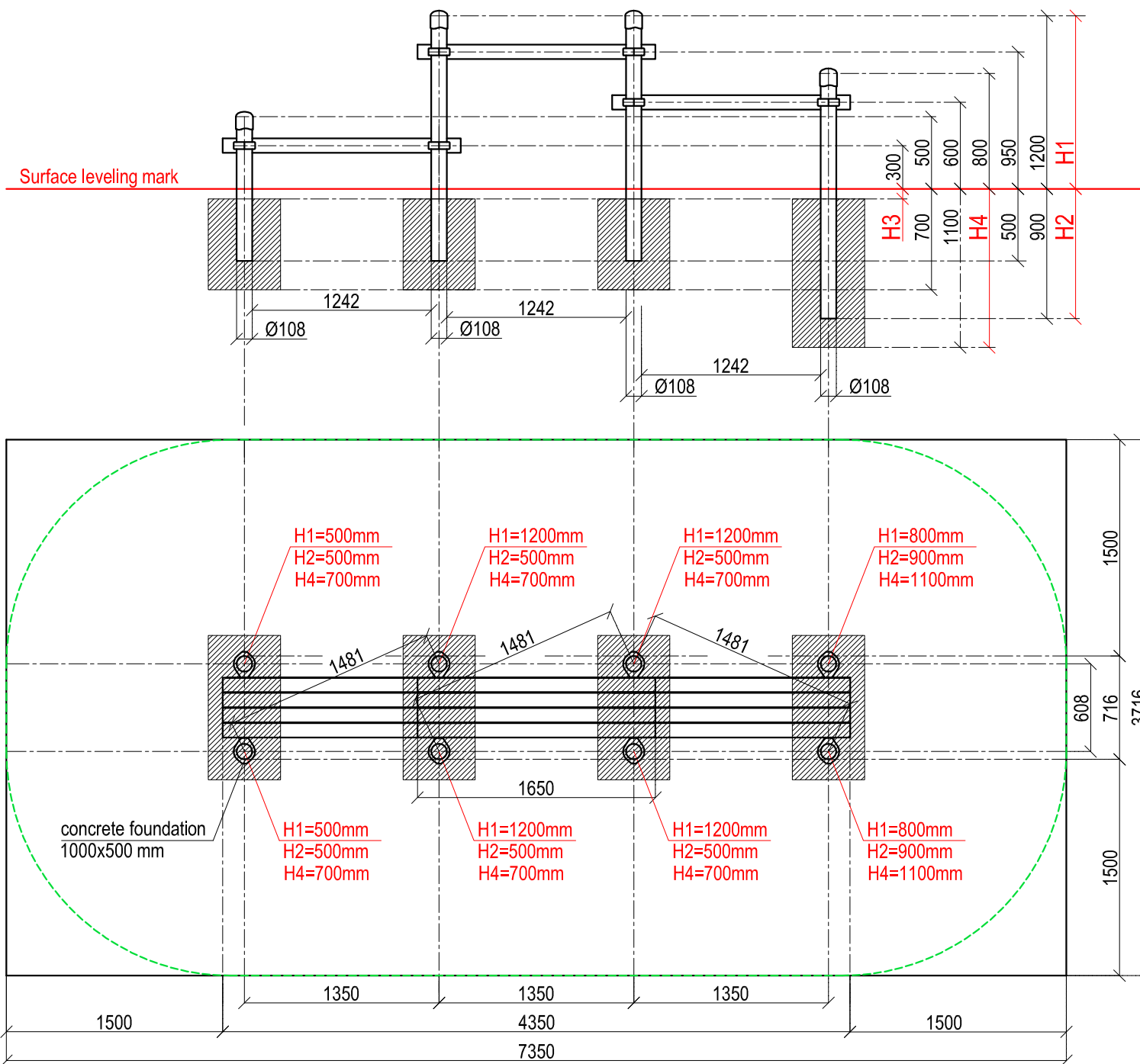
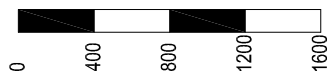



SCALE 1:40



LTD "KENGURU PRO"
 Address: Lauteres street 4, Riga, Latvia, LV-1002
 VAT Reg. No. 40103750152
 Bank: A/S DNB bank, SWIFT: RIKOLV2X,
 Bank Account: LV65RIKO0002930161161
 e-mail: info@kengurupro.eu
 www.kengurupro.eu

K-028

Triple-level bench



The construction consists of eight vertical columns of different height, six crossbars 500 mm in length, supporting three sets of wooden benches. The length of each bench is 1650 mm. All elements of the construction are secured together with aluminium clamps at the height that corresponds to the wishes of the Client. Weight 254.4 kg

Installation instructions:

- Choose a suitable underground for the unit (see page 2, table 2)!
- Prepare the construction pit with a drilling machine or other devices.
- Before pouring the concrete all structures elements must be leveled and fixed.
- Complex elements must be fixed and bolted together with metal clamps.
- Ready-made C25 concrete should be used.
- Crossbars installation height can be changed according to customer's wishes.
- Approximately 0,15m³ concrete is needed for each spot foundation.
- Under the structures we recommend to install absorbing rubber cover.

The size of the hole for the foundation is depending on the consistency of the ground. The dimensions mentioned above are applicable for normal conditions with firm ground. If the ground is extremely soft, a much bigger foundation is needed. Use only appropriate material and follow the installation instructions closely!!

Foundation plan and area of movement of the K-028 Triple level bench				Technical information				
Foundation when using Shock absorbing underground (synthetic – rubber granulates)		Beveling of foundation when using loose filling material		width:	716 mm			
H3		H3		height:	1250 mm			
40 mm	Drop height > 1.2.....1.4 m	20 cm	Drop height < 1.0 m	length:	4350 mm			
50 mm	> 1.5.....1.7 m	30 cm	< 2.0 m	largest part:	1750 mm			
60 mm	> 1.8.....2.0 m	40 cm	< 3.0 m	weight:	254.4 kg			
70 mm	> 2.1.....2.5 m			floor space required	3716 x 7350 mm			
				pipe measurements:	diameter:	108 mm	wall thickness:	3.2 mm
						33.7 mm		3.2 mm
				metal parts:	steel, galvanized, powder coated RAL 7016 (anthracite grey)			
				metal clamps:	aluminium, powder coated, RAL 2004 (pure orange)			
				bolts for metal clamps	stainless steel, Pin Hex Button Head Security Screws M10			
				wooden beam measurements:	Height, width	Lenght		
					92 x 100	1650		
				wooden parts:	SAYERLACK painted, NCS S3030-Y30R			
				max. free fall height:	< 950 mm	possible underground see DIN 79000:2012-05 Tab.2 or installation instructions		
				user height:	> 140 cm			
				maximum user weight:	130 kg			
				certificates:	TÜV Rheinland InterCert Kft.			

