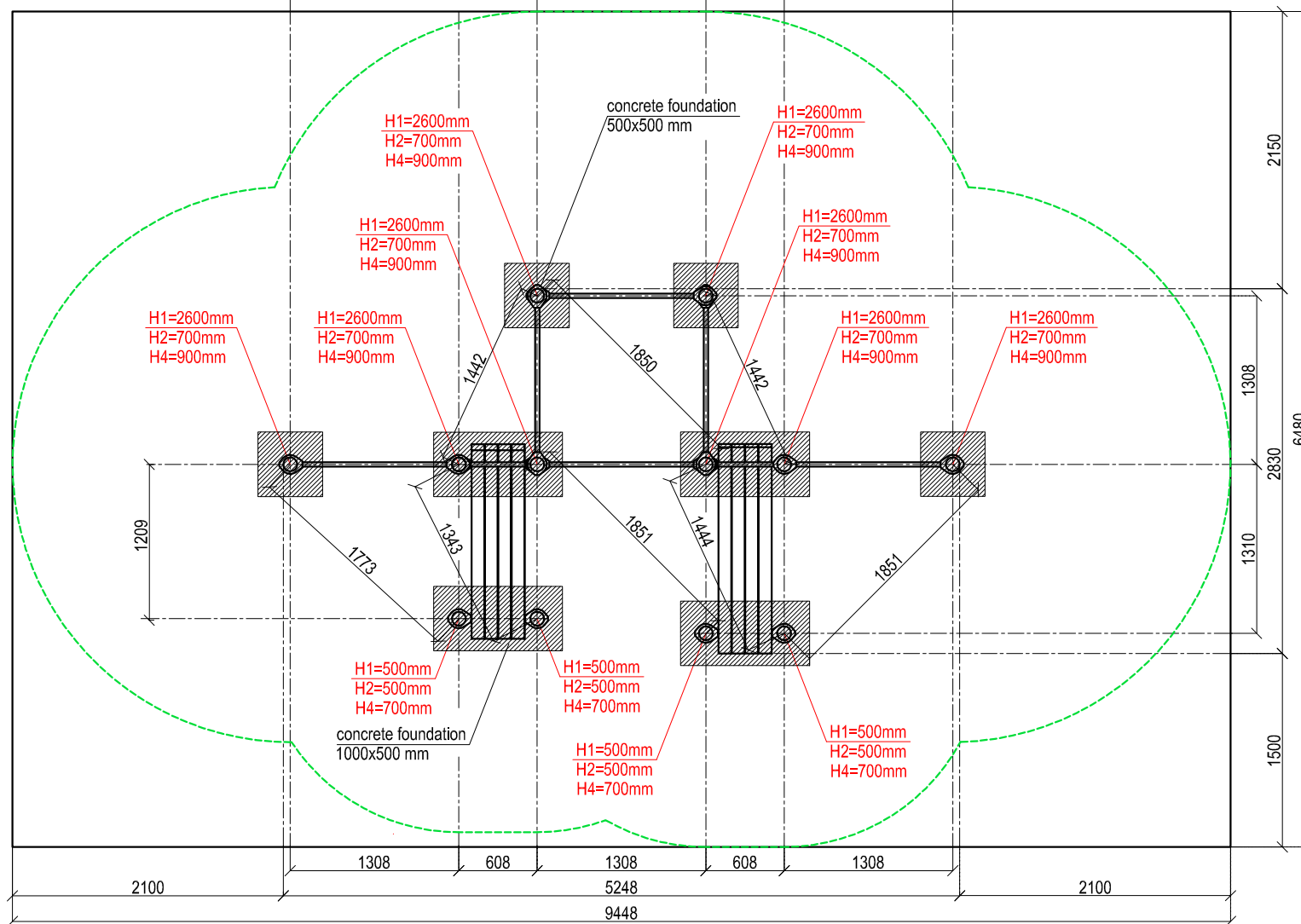
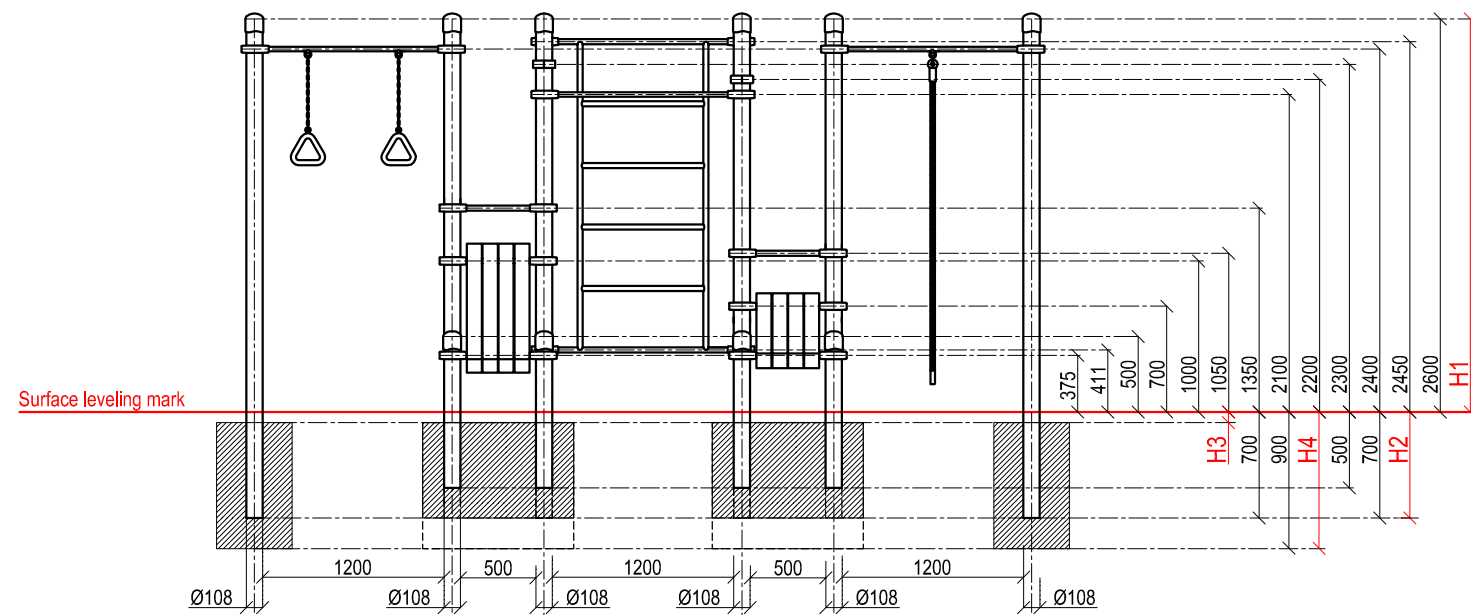
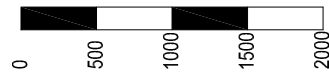


SCALE 1:50



LTD "KENGURU PRO"  
 Address: Lauteres street 4, Riga, Latvia, LV-1002  
 VAT Reg. No. 40103750152  
 Bank: A/S DNB bank, SWIFT: RIKOLV2X ,  
 Bank Account: LV65RIKO0002930161161  
 e-mail: info@kengurupro.eu  
 www.kengurupro.eu

K-022

KENGURU Super



The complex consists of twelve vertical columns of different height, six crossbars 500 mm in length, five crossbars 1200 mm in length, Swedish wall and two wooden benches for abs. The complex includes rings and rope that are fixed to the crossbars with the length of 1200 mm. Optionally, two crossbars can be re-designed to be 1758 mm in length. Height of the Swedish wall - 2073 mm, width - 1200 mm. The distance between the crossbars of the Swedish wall - 407 mm. Construction is secured together with aluminium clamps.

Weight 456.4 kg

**Installation instructions:**

- Choose a suitable underground for the unit (see page 2, table 2)!
- Prepare the construction pit with a drilling machine or other devices.
- Before pouring the concrete all structures elements must be leveled and fixed.
- Complex elements must be fixed and bolted together with metal clamps.
- Ready-made C25 concrete should be used.
- Crossbars installation height can be changed according to customer's wishes.
- Approximately 0,15m<sup>3</sup> concrete is needed for each spot foundation.
- Under the structures we recommend to install absorbing rubber cover.

The size of the hole for the foundation is depending on the consistency of the ground. The dimensions mentioned above are applicable for normal conditions with firm ground. If the ground is extremely soft, a much bigger foundation is needed. Use only appropriate material and follow the installation instructions closely!!!

Foundation plan and area of movement of the K-022 KENGURU Super				Technical information	
Foundation when using Shock absorbing underground (synthetic – rubber granulates)		Beveling of foundation when using loose filling material		width:	2830 mm
				height:	2650 mm
				length:	5248 mm
<b>H3</b>	<b>Drop height</b>	<b>H3</b>	<b>Drop height</b>	largest part:	3350 mm
40 mm	> 1.2.....1.4 m	20 cm	< 1.0 m	weight:	456.4 kg
50 mm	> 1.5.....1.7 m	30 cm	< 2.0 m	floor space required:	9448 x 6480 mm
60 mm	> 1.8.....2.0 m	40 cm	< 3.0 m	pipe measurements:	diameter: 108 mm
70 mm	> 2.1.....2.5 m				wall thickness: 3.2 mm
					33.7 mm
				metal parts:	steel, galvanized, powder coated RAL 7016 (anthracite grey)
				metal clamps:	aluminium, powder coated, RAL 2004 (pure orange)
				bolts for metal clamps:	stainless steel, Pin Hex Button Head Security Screws M10
				wooden beam measurements:	Height, width: 92 x 100
					Length: 1650
				wooden parts:	SAYERLACK painted, NCS S3030-Y30R
				max. free fall height:	< 2450 mm
					possible underground see DIN 79000:2012-05 Tab.2 or installation instructions
				user height:	> 140 cm
				maximum user weight:	130 kg
				certificates:	TÜV Rheinland InterCert Kft.

